

We believe the most compelling way to compound clients' wealth is by utilising multiple return sources to deliver superior risk-adjusted investment outcomes

- Long-term compounding of investor wealth
- Multiple sources of return
- Quarterly distributions
- Risk focused investment mindset



The investment process behind the Talaria Global Equity Fund takes a high conviction, value biased approach to construct a portfolio of high quality, large cap companies from around the globe. Our unique investment methodology harnesses the benefits of consistent income generation and capital appreciation to grow investors' real wealth.

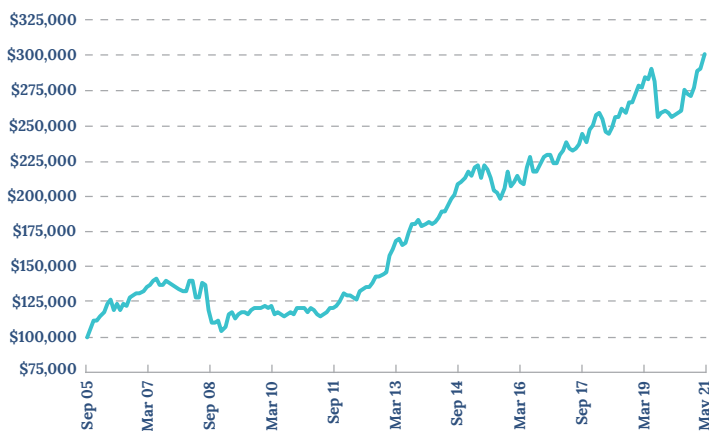
Performance as at 31 May 2021¹

	1 Month	3 Months	6 Months	1 Year	3 Years (pa)	5 Years (pa)	7 Years (pa)	10 Years (pa)	Since Inception (pa) ²
Total Return	3.46	8.58	9.27	15.12	8.02	6.76	7.50	9.56	7.28
Income³	0.00	1.78	3.64	10.86	8.47	7.31	8.62	7.90	7.07
Growth	3.46	6.79	5.63	4.27	-0.45	-0.55	-1.12	1.66	0.21
Avg. Market Exposure⁵	53%	52%	53%	51%	57%	58%	59%	61%	61%

¹ Fund Returns are calculated after fees and expenses and assume the reinvestment of distributions
² Inception date for performance calculation is 1 October 2005

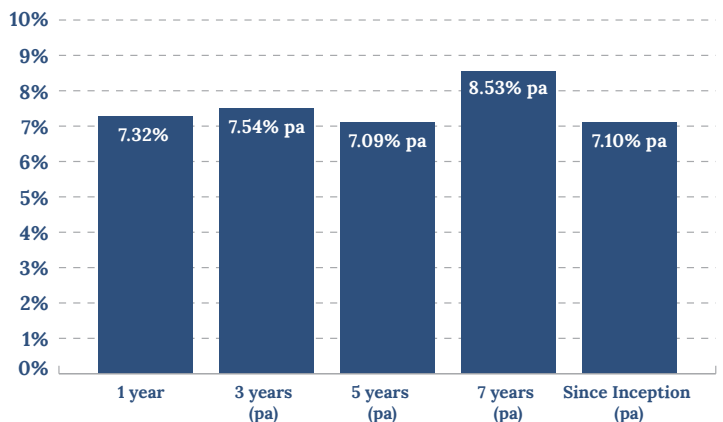
³ Income includes realised capital gains
⁴ Past performance is not a reliable indicator of future performance
⁵ Average Market Exposure calculated on delta-adjusted exposure of underlying portfolio. Since inception market exposure is calculated from September 2008

Growth of \$100,000 Since Inception⁶



⁶ Calculations are based on exit price, net of management fees and expenses and assumes reinvestment of distributions Past performance is not a reliable indicator of future performance

Annual Distributions⁷



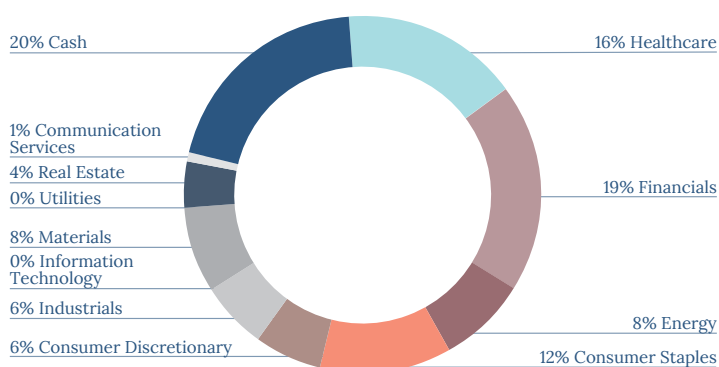
⁷ Illustrates Distribution Returns for the Talaria Global Equity Fund - Foundation Units for the financial year ending 30 June 2020. Inception date is 1 October 2005

Top 10 Holdings⁸

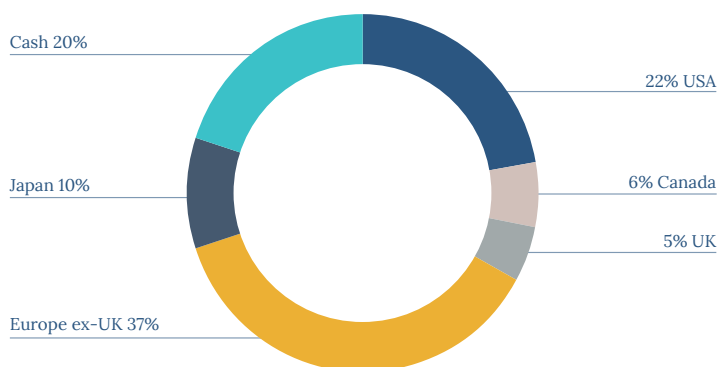
Company Name	Holding	Country	Sector	Description
Prudential	5.2%	USA	Financials	Largest Life Insurance company in the USA
McKesson	4.6%	USA	Healthcare	Largest pharmaceutical distributor in North America
Intesa Sanpaolo	4.4%	Italy	Financials	One of Italy's largest banking groups
Total	4.0%	France	Energy	One of the largest oil and gas companies in the world.
Canadian Natural Resources	3.7%	Canada	Energy	Major oil sands exploration and production company
Asahi Group	3.6%	Japan	Consumer Staples	Japan's largest brewer with increasing overseas market presence
Roche	3.6%	Switzerland	Health Care	A global leader in Cancer treatments
Carrefour	3.1%	France	Consumer Staples	One of France's largest retail companies operating a chain of hypermarket, supermarket and convenience stores across Europe, Latin America and Asia.
Ambev	3.0%	Brazil	Consumer Staples	Largest Latin American brewing companies
Yara	3.0%	Norway	Materials	One of the world's largest producers of nitrogen fertilizers and other nitrogen based chemicals.

⁸ Weightings include option positions held and cash backing put options. It assumes that put options will be exercised. Should the put option not be exercised the cash will revert to the unencumbered cash portfolio or may be used to cover further put options

Sector Allocation⁹



Regional Allocation¹⁰



^{9,10} Weightings include option positions held and cash backing put options. It assumes that put options will be exercised. Should the put option not be exercised the cash will revert to the unencumbered cash portfolio or may be used to cover further put options

Fund Snapshot

Management Fee	Nil	Inception Date	1 October 2005
Performance Fee	20% - subject to High Watermark	Liquidity	Daily
Distributions	Quarterly	Availability	Wholesale Clients Only
Minimum Investment	\$50,000	Buy / Sell Spread	0.20% / 0.20%

Important Information

Foundation Units in the Talaria Global Equity Fund are issued by Australian Unity Funds Management Limited ABN 60 071 497 115, AFS Licence No. 234454. Foundation Units are currently available to what the Corporations Act 2001 (Sections 761GA and 761G) defines as Wholesale Clients. Talaria Asset Management Pty Ltd ABN 67 130 534 342, AFS Licence No. 333732 is the investment manager and distributor of the Fund. References to "we" means Talaria Asset Management Pty Ltd, the investment manager. The information in this document is general information only and is not based on the financial objectives, situation or needs of any particular investor. In deciding whether to acquire, hold or dispose of the product you should obtain a copy of the current Information Memorandum and consider whether the product is appropriate for you. A copy of the Information Memorandum can be obtained by calling Talaria Asset Management on (03) 8676 0667. Investment decisions should not be made upon the basis of the Fund's past performance or distribution rate, or any ratings given by a rating agency, since each of these can vary. In addition, ratings need to be understood in the context of the full report issued by the rating agency itself. The information provided in the document is current at the time of publication.