

We believe the most compelling way to compound clients' wealth is by utilising multiple return sources to deliver superior risk-adjusted investment outcomes.

- Long-term compounding of investor wealth
- Multiple sources of return
- Quarterly distributions
- Risk focused investment mindset



The investment process behind the Talaria Global Equity Fund - Currency Hedged (Managed Fund) takes a high conviction, value biased approach to construct a portfolio of high quality, large cap companies from around the globe. Our unique investment methodology harnesses the benefits of consistent income generation and capital appreciation to grow investors' real wealth.

## Performance as at 31 May 2023<sup>1</sup>

	1 Month	3 Months	6 Months	1 Year	3 Years (pa)	5 Years (pa)	7 Years (pa)	10 Years (pa)	Since Inception (pa) <sup>2</sup>
<b>Total Return</b>	-0.68%	3.41%	4.08%	6.98%	13.62%	7.62%	7.44%	6.83%	7.60%
<b>Avg. Market Exposure<sup>4</sup></b>	57%	56%	56%	54%	54%	56%	57%	59%	59%

<sup>1</sup> Fund Returns are calculated after fees and expenses and assume the reinvestment of distributions  
<sup>2</sup> Inception date for performance calculation is 31 December 2012  
<sup>3</sup> Past performance is not a reliable indicator of future performance

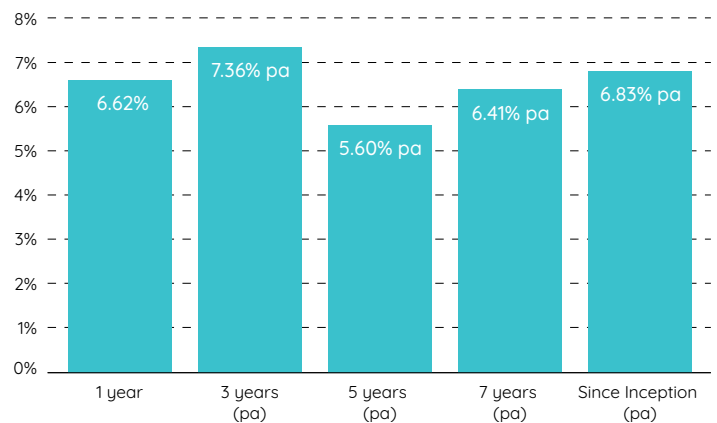
<sup>4</sup> Average Market Exposure calculated on delta-adjusted exposure of underlying portfolio. Since inception market exposure is calculated from 31 December 2012

## Growth of \$10,000 Since Inception<sup>5</sup>



<sup>5</sup> Calculations are based on exit price, net of management fees and expenses and assumes reinvestment of distributions Past performance is not a reliable indicator of future performance

## Annual Distributions<sup>6</sup>



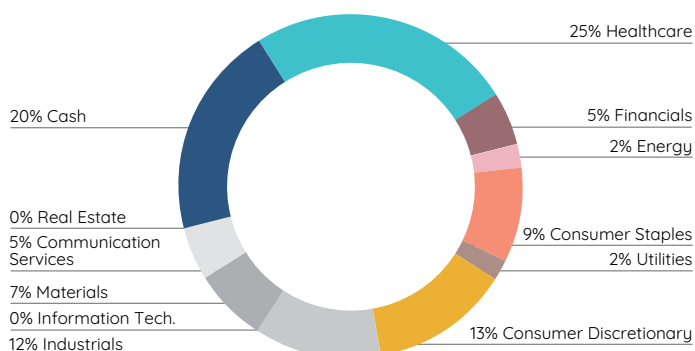
<sup>6</sup> Illustrates Distribution Returns for the Talaria Global Equity Fund - Currency Hedged (Managed Fund) Units for the financial year ending 30 June 2022. Inception date is 31 December 2012.

## Top 10 Holdings<sup>7</sup>

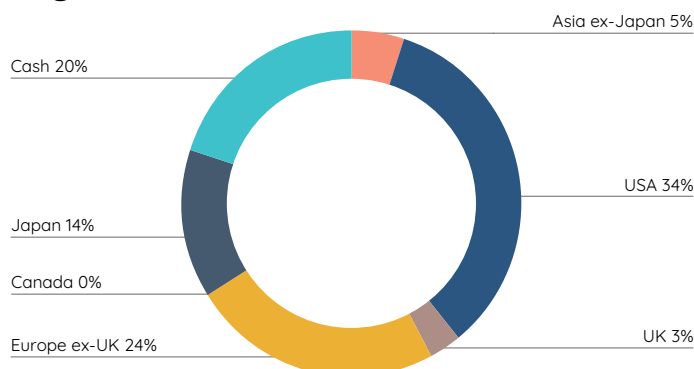
Company Name	Holding	Country	Sector	Description
Johnson & Johnson	5.2%	USA	Healthcare	Pharmaceutical, medical devices and consumer health products company
Alibaba	5.1%	Hong Kong	Consumer Discretionary	One of the world's largest eCommerce and technology groups
Nippon Telegraph & Telephone Corp	5.0%	Japan	Communication Services	Japan's largest telecommunications provider
Gilead	5.0%	USA	Healthcare	Leading research based biopharmaceutical company
Sodexo	4.8%	France	Consumer Discretionary	A multinational food services and facilities management company
Roche	4.8%	Switzerland	Healthcare	A global leader in Cancer treatments
Sanofi	4.7%	France	Healthcare	Top 5 pharmaceutical firm with leading positions in diabetes and rare diseases
Femsa	4.7%	Mexico	Consumer Staples	Operates largest Mexican convenience store chain, and part owner of Coca-Cola bottling and Heineken
Secom	4.3%	Japan	Industrials	Japan's largest protective and electronic security solutions provider
Novartis	4.2%	Switzerland	Healthcare	One of the world's largest pharmaceutical companies.

<sup>7</sup> Weightings include option positions held and cash backing put options. It assumes that put options will be exercised. Should the put option not be exercised the cash will revert to the unencumbered cash portfolio or may be used to cover further put options.

## Sector Allocation<sup>8</sup>



## Regional Allocation<sup>9</sup>



<sup>8,9</sup> Weightings include option positions held and cash backing put options. It assumes that put options will be exercised. Should the put option not be exercised the cash will revert to the unencumbered cash portfolio or may be used to cover further put options.

## Fund Snapshot

<b>APIR Code</b>	WFS0547AU	<b>Inception Date</b>	31 December 2012
<b>Management Fee</b>	1.20% p.a. of the net asset value of the Fund plus Recoverable Expenses	<b>Liquidity</b>	Daily
<b>Recoverable Expenses</b>	Estimated to be 0.12% of net asset value of the Fund each Financial Year	<b>Exit Price</b>	\$5.6702 (31 May 2023)
		<b>Buy / Sell Spread</b>	0.25% / 0.25%
<b>Major Platform Availability</b>	Asgard, Ausmaq, BT Wrap, BT Panorama, CFS FirstWrap, Hub24, IOOF, Linear, Macquarie, Mason Stevens, MLC Wrap, MLC Navigator, Netwealth, Powerwrap, Praemium, Grow Wrap/Voyager	<b>Distributions</b>	Quarterly
		<b>Minimum Investment</b>	\$5,000

## Important Information

Units in the Talaria Global Equity Fund – Currency Hedged (Managed Fund) (the Fund) are issued by Australian Unity Funds Management Limited ABN 60 071 497 115, AFS Licence No. 234454, Talaria Asset Management Pty Ltd ABN 67 130 534 342, AFS Licence No. 333732 is the investment manager and distributor of the Fund. References to “we” means Talaria Asset Management Pty Ltd, the investment manager. The information in this document is general information only and is not based on the objectives, financial situation or needs of any particular investor. In deciding whether to acquire, hold or dispose of the product you should obtain a copy of the current Product Disclosure Statement (PDS) and the target market determination for the Fund and consider whether the product is appropriate for you. A copy of the PDS and the target market determination is available at [australianunity.com.au/wealth](http://australianunity.com.au/wealth) or by calling Australian Unity Wealth Investor Services team on 1300 997 774. Investment decisions should not be made upon the basis of the Fund's past performance or distribution rate, or any ratings given by a rating agency, since each of these can vary. In addition, ratings need to be understood in the context of the full report issued by the rating agency itself. The information provided in the document is current at the time of publication.

The Zenith Fund Awards were issued on 14 October 2022 by Zenith Investment Partners (ABN 27 130 132 672, AFSL 226872) and are determined using proprietary methodologies. The Fund Awards are solely statements of opinion and do not represent recommendations to purchase, hold or sell any securities or make any other investment decisions. To the extent that the Fund Awards constitutes advice, it is General Advice for Wholesale clients only without taking into consideration the objectives, financial situation or needs of any specific person, including target markets where applicable. Investors should seek their own independent financial advice before making any investment decision and should consider the appropriateness of any advice. Investors should obtain a copy of and consider any relevant PDS or offer document before making any investment decisions. Past performance is not an indication of future performance. Fund Awards are current for 12 months from the date awarded and are subject to change at any time. Fund Awards for previous years are referenced for historical purposes only.